

ED+ Source Editor

PxPlus 2016 (v13)



ED+ Source Editor

- New Source editor in PxPlus 2016
 - Based on the open source ACE editor

<https://ace.c9.io/>

- Supports both Windows and Web based development
- Includes 34 different themes and PxPlus syntax highlighting
- Designed to edit programs in **SOURCE** form
 - Does support program files



ED+ Source Editor

- Launching the Editor

- Command line

```
ed+ program
```

- Call program

```
CALL “*ace/editor”, “program”
```

- Where *program* is the name of the program to edit:

- If text file, it will be opened

- If SVN controlled program, SVN source will be opened

- If program file, system will look for source file *program.pxprg* in same directory



ED+ Source Editor

● The ED+ screen layout

The screenshot shows the ED+ Advanced Program Editor (BETA) interface. The window title is "Ed+ - Advanced Program Editor (BETA)". The menu bar includes "File", "Tools", "Edit", "Options", and "Help". The toolbar contains icons for file operations and a "Theme" dropdown set to "Github".

On the left, there is a "Book Marks" panel with a "Labels" list containing: bck_load, close_files, done_file, Init_Logic, load_by_demand, and rxd_rec. A red box highlights the "done_file" label, with a callout stating "Red indicates changed".

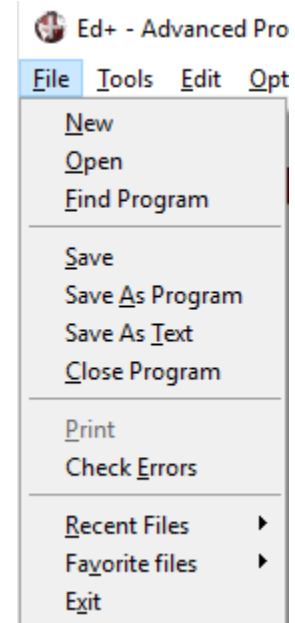
The main editor area displays code for a program named "invoid". The current line (line 42) is highlighted in yellow, with a callout stating "Current Line Highlight". The code on line 42 is: `total_invoices.ct1'value|str(c)-`. A tooltip below this line shows an error message: "line:42(31) Error #26: Variable type invalid". A callout points to this tooltip, stating "Warning/Error Indicator" and "Error Message (on hover)".

On the right, a callout points to the code area, stating "Program Source".



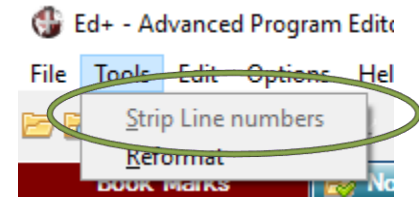
ED+ Source Editor

- Menu bar selection: **File**
 - Ability to open new or existing file
 - Find file open uses standard program search
 - Can save program as program or text file
 - Force a check for errors
 - Preserves last 10 files opened
 - Allows saving up to 10 favorite programs



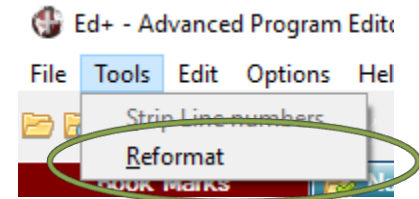
ED+ Source Editor

- Menu bar selection: **Tools**
 - Strip Line numbers
 - Removes all line number references and replaces with statement labels
 - Generated labels LBL_ *nnnnn* where *nnnnn* is original line number
 - Uses logical labels of *SAME and *NEXT where viable



ED+ Source Editor

- Menu bar selection: **Tools**
 - Reformat
 - Applies indentation based on structure
 - TAB characters used to indent logic
 - Works on whole program to assure proper indentation
 - Only available for non-line numbered programs
 - Indentation lost if result saved to PROGRAM file

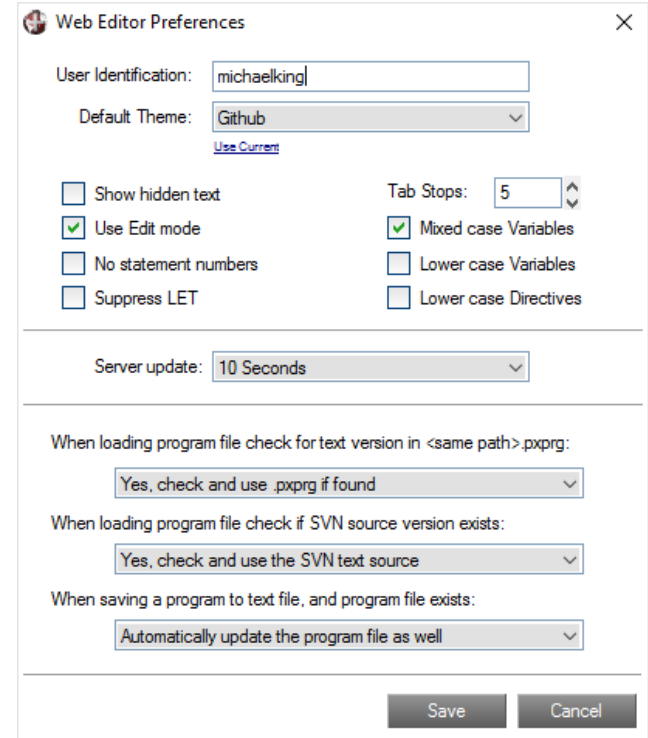


ED+ Source Editor

● Menu bar selection: Options

● Preferences

- Allows setting userid for use on WEB
- Defines theme for display
- Show hidden text shows tabs and spaces
- Defines TAB stops (default 5)



The screenshot shows the 'Web Editor Preferences' dialog box. It contains the following settings:

- User Identification:
- Default Theme: (with a [Use Current](#) link below)
- Show hidden text:
- Use Edit mode:
- No statement numbers:
- Suppress LET:
- Tab Stops: (with up/down arrows)
- Mixed case Variables:
- Lower case Variables:
- Lower case Directives:
- Server update:
- When loading program file check for text version in <same path>.pxprg:
- When loading program file check if SVN source version exists:
- When saving a program to text file, and program file exists:

Buttons: Save, Cancel



ED+ Source Editor

● Menu bar selection: Options

● Preferences *continued*:

● Program source display options same as *IT

- | | |
|-------------------|-------------------------|
| ● Edit mode | ● Mixed case variables |
| ● No stmt numbers | ● Lower case variables |
| ● Suppress LET | ● Lower case directives |

● Server update frequency defines how often auto-save is done

Web Editor Preferences

User Identification: michaelking

Default Theme: Github
[Use Current](#)

Show hidden text Tab Stops: 5

Use Edit mode Mixed case Variables

No statement numbers Lower case Variables

Suppress LET Lower case Directives

Server update: 10 Seconds

When loading program file check for text version in <same path> .pxprg:
Yes, check and use .pxprg if found

When loading program file check if SVN source version exists:
Yes, check and use the SVN text source

When saving a program to text file, and program file exists:
Automatically update the program file as well

Save Cancel

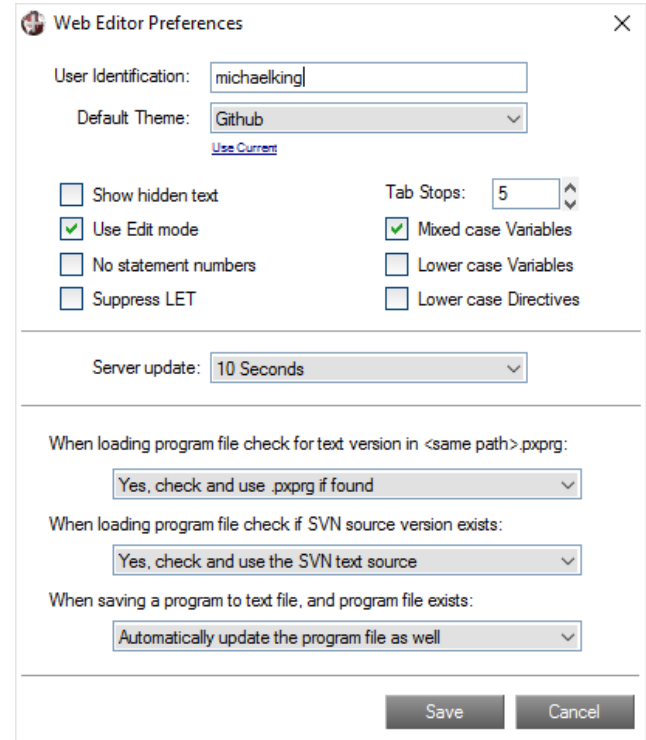


ED+ Source Editor

● Menu bar selection: Options

● Preferences *continued*:

- When loading program file, check if text `.pxprg` also exists
 - Yes, check and use `.pxprg` if found
 - No, don't check for presence of `.pxprg`
 - Ask which to use if `.pxprg` is present



The screenshot shows the 'Web Editor Preferences' dialog box with the following settings:

- User Identification: `michaelking`
- Default Theme: `Github` (with a `Use Current` link below)
- Show hidden text
- Use Edit mode
- No statement numbers
- Suppress LET
- Tab Stops: `5`
- Mixed case Variables
- Lower case Variables
- Lower case Directives
- Server update: `10 Seconds`
- When loading program file check for text version in <same path>.pxprg: `Yes, check and use .pxprg if found`
- When loading program file check if SVN source version exists: `Yes, check and use the SVN text source`
- When saving a program to text file, and program file exists: `Automatically update the program file as well`

Buttons: `Save` and `Cancel`



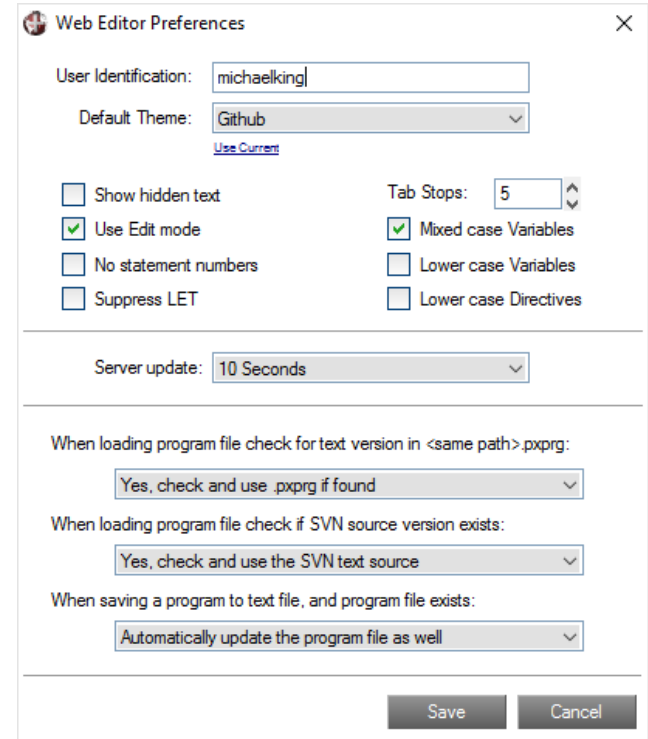
ED+ Source Editor

● Menu bar selection: Options

● Preferences *continued*:

● When loading program file, check if **SVN** source exists

- Yes, check and use the **SVN** text source
- No, edit program object code and let OS update **SVN**
- Ask which to use if **SVN** text source exists



The screenshot shows the 'Web Editor Preferences' dialog box. It contains the following settings:

- User Identification:
- Default Theme: (with a [Use Current](#) link below)
- Show hidden text
- Use Edit mode
- No statement numbers
- Suppress LET
- Tab Stops: (with up/down arrows)
- Mixed case Variables
- Lower case Variables
- Lower case Directives
- Server update:
- When loading program file check for text version in <same path>.pxprg:
- When loading program file check if SVN source version exists:
- When saving a program to text file, and program file exists:
- Buttons: Save, Cancel

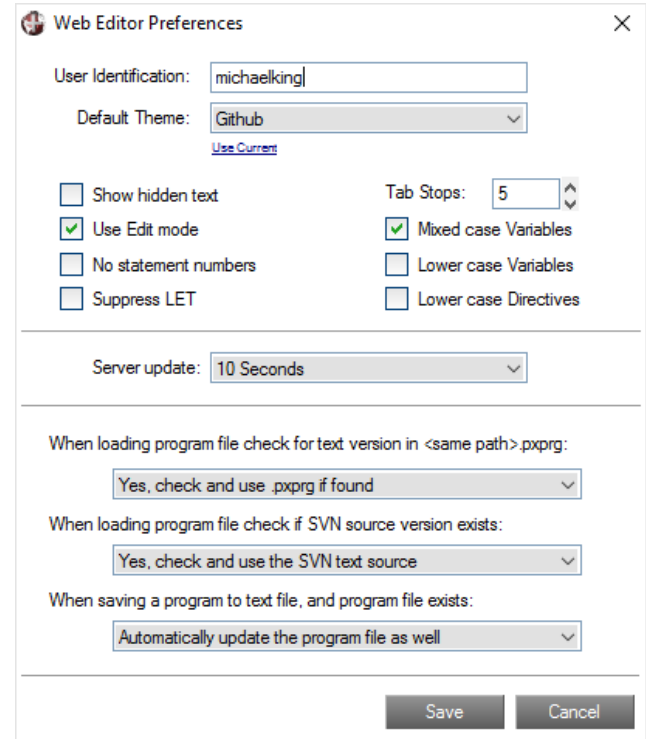


ED+ Source Editor

● Menu bar selection: Options

● Preferences *continued*:

- File save rules when saving to text and program file also exists
 - Automatically update the program file as well
 - Don't update the program file
 - Ask if you also want the program file updated



The screenshot shows the 'Web Editor Preferences' dialog box. It has a title bar with a close button (X) on the right. The dialog is organized into several sections:

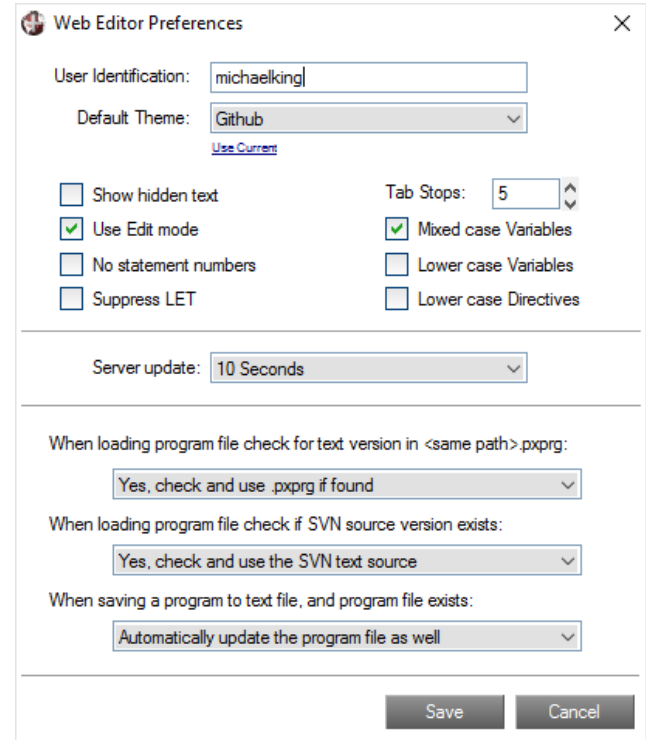
- User Identification:** A text input field containing 'michaelking'.
- Default Theme:** A dropdown menu set to 'Github', with a 'Use Current' link below it.
- Checkboxes:**
 - Show hidden text
 - Use Edit mode
 - No statement numbers
 - Suppress LET
 - Mixed case Variables
 - Lower case Variables
 - Lower case Directives
- Tab Stops:** A spinner control set to '5'.
- Server update:** A dropdown menu set to '10 Seconds'.
- When loading program file check for text version in <same path>.pxprg:** A dropdown menu set to 'Yes, check and use .pxprg if found'.
- When loading program file check if SVN source version exists:** A dropdown menu set to 'Yes, check and use the SVN text source'.
- When saving a program to text file, and program file exists:** A dropdown menu set to 'Automatically update the program file as well'.

At the bottom right, there are two buttons: 'Save' and 'Cancel'.



ED+ Source Editor

- Menu bar selection: **Options**
 - **Preferences** *continued*:
 - Preferences will be saved in
 - INI when used on Windows
 - **localstore** when used in browser



The screenshot shows the 'Web Editor Preferences' dialog box. It contains the following settings:

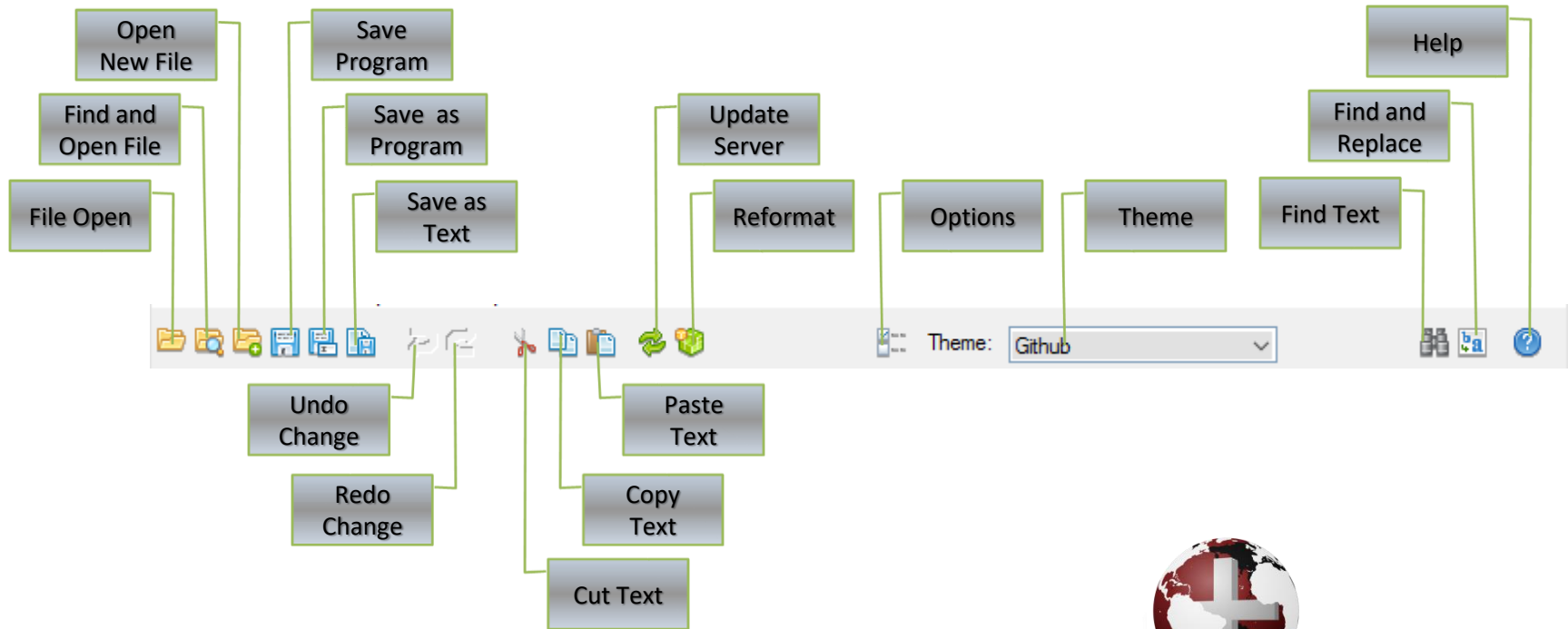
- User Identification:
- Default Theme: (with a 'Use Current' link below it)
- Show hidden text
- Use Edit mode
- No statement numbers
- Suppress LET
- Tab Stops: (with up/down arrows)
- Mixed case Variables
- Lower case Variables
- Lower case Directives
- Server update:
- When loading program file check for text version in <same path>.pxprg:
- When loading program file check if SVN source version exists:
- When saving a program to text file, and program file exists:

Buttons: Save, Cancel



ED+ Source Editor

● The ED+ tool bar



ED+ Source Editor

Planned for 2017

- Under development
 - Print functionality
 - PxPlus syntax highlighting improvements
 - Macro libraries like *IT
 - Ability to add passwords and owner codes
 - Version recall from Program file
 - Prior/Next error
 - SVN Interfaces



Additional Resources

The help link(s) below refer to the current on-line help pages. The functionality may have been further updated since the PxPlus 2016 (version 13) release.

- [Ed+ Source Editor](#)

