

Info Tips

PxPlus 2016 (v13)



DireXions 2016

Info Tips

General review or summary

● Overview

Overview

An overview is a general review or summary.
[See details here](#)

- Tips help users understand unknown or unfamiliar objects that aren't described directly in the user interface
- They are displayed automatically when users hover the pointer over an object, and removed when users click the control or move the mouse, or when the tip times out

Product code: SUV-2412-VIO

City Car SUV - Violet



Price \$9.25



Info Tips

- Defining Tips in Nomads
 - Tips are defined for Buttons, Radio Buttons, Check Boxes, List Boxes, Drop Boxes, Multi-Lines, Grids and Charts on the *User Aid* tab for the control definition in the Nomads Designer
 - Grid cell tips are defined in *Grid Presets*
 - Tips can be defined as a fixed value, expression or Message Library reference




Info Tips




- Simple Tip
 - Fixed value or Expression or Message Library reference


User Aid

Floating Tip

Message Lib Ref	Key	Optional Arguments
Message Lib Ref ▼	"PRESS_1ST" 	<input type="text"/>

 File Maintenance for Invoice Header ✕

Invoice Number:   

Client ID: 



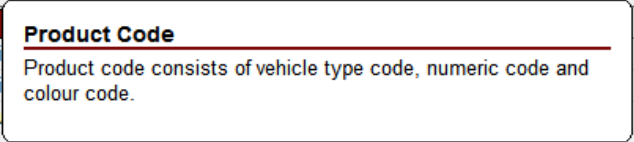
Info Tips

- HTML Tip
 - Create your own HTML to display
 - Use the HTML string as the tip value

Shipping | Payment | Details


Show Product Info

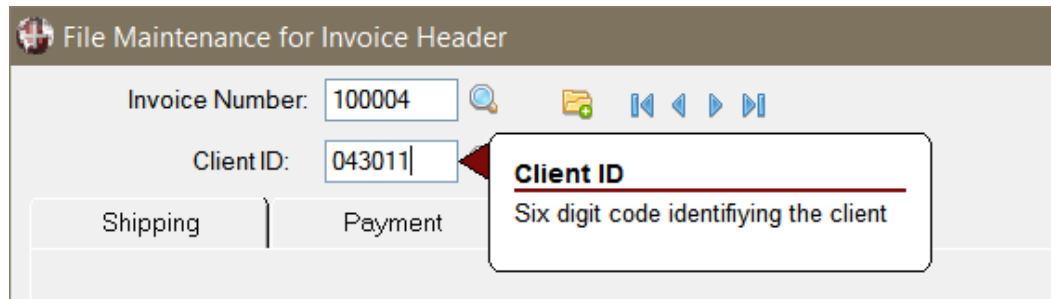
	Product		Amount
1	SUV-2412-VIO	Product Code	\$46.25
2	TRK-2114-PNK	Product code consists of vehicle type code, numeric code and colour code.	\$256.25
3	LUX-3215-BRN		\$91.25
4			\$0.00



Info Tips

● *Define Info Tip Utility*

- *User Aids Floating Tip – Select Expression*
- Click  button next to the input control to invoke the *Define Info Tip* utility.
- Specify title and text with optional embedded hyperlink



File Maintenance for Invoice Header

Invoice Number:

Client ID:

Shipping | Payment

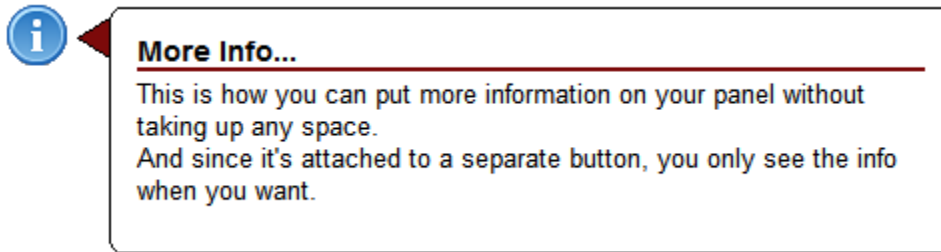
Client ID
Six digit code identifying the client



Info Tips

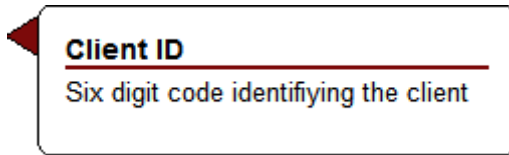
● Info Button

- If there's a chance that the tips could become annoying or distracting, consider associating the tip with an info button so you only see it when you want to

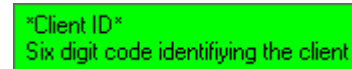


Info Tips

- 'TC' parameter
 - Remember, the formatted info tips only work as advertised if the 'TC' parameter is set to -2 (default)
 - Alternate 'TC' settings will override the tip display



'TC'=-2



'TC'=2



Additional Resources

The help link(s) below refer to the current on-line help pages. The functionality may have been further updated since the PxPlus 2016 (version 13) release.

- [Defining an Info Tip](#)
- ['TC' Parameter](#)

