

# *Using Custom Title Bars*

PxPlus 2017 (v14) and PxPlus 2018 (v15)

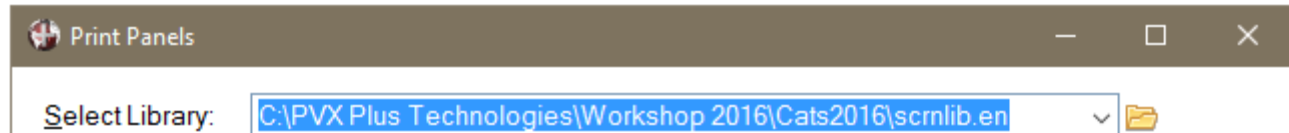
# Custom Title Bars

2017

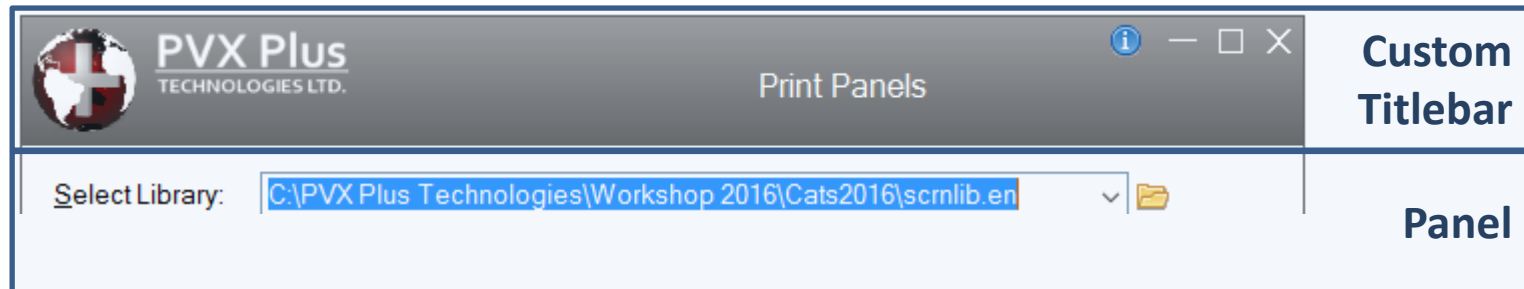
- Introduced in PxPlus 2017 – *NOMADS* only
- Design and create your own title bar
- Brand your application
- Can replace standard Windows title bar
- Custom Title bar is like an embedded panel
- Add virtually any type of control
- Automatically added to all dialog panels at run time
  - *No additional programming required*
  - *No panel changes required*
  - *Does not change the functionality of the panel*
- Turns on Full Screen Dragging

# Creating a Custom Title Bar

- Before (with Windows title bar)



- After (without Windows title bar)



# Creating a Custom Title Bar

- Create a dialog panel
- Set resizing to resizable/custom
- Set the Frame Style
  - Default/Caption – displays Windows title bar
  - No Caption – no Windows title bar
    - Menu bar will be on top
- Add the min, max, close buttons, if needed
- Add a fonted text control for caption
  - Panel title will be used
- Add other controls as needed
  - Be sure to use unique names
- Apply system wide, by library, by panel

# Custom Title Bars Setup and Hierarchy

2017

Set NOMADS Property

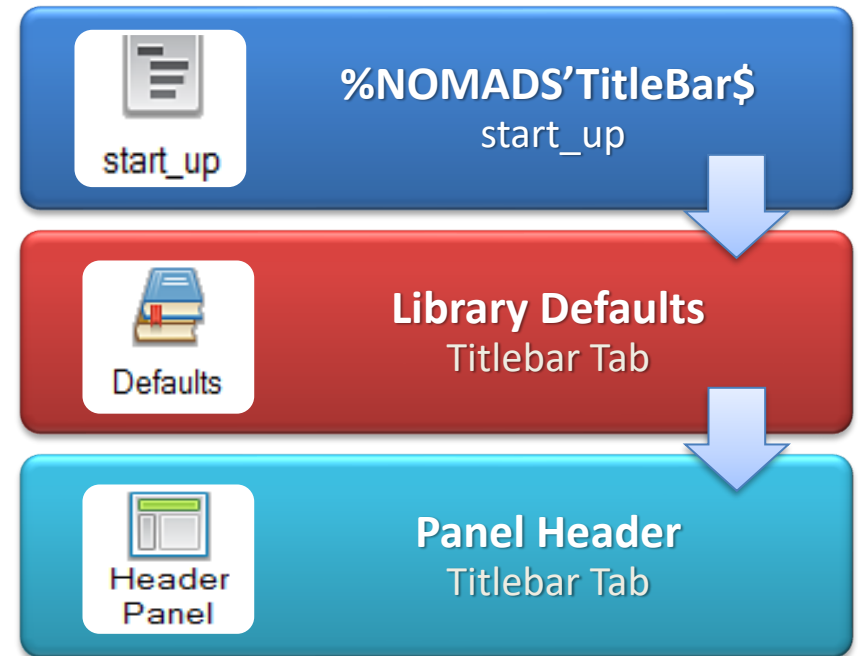
```
%NOMADS'TitleBar$="mypanel,mylib"
```

Defined in Titlebar tab

- Default, None, Titlebar,
- Library and Panel

Defined in Titlebar Tab

- Default, None, Titlebar
- Library and Panel

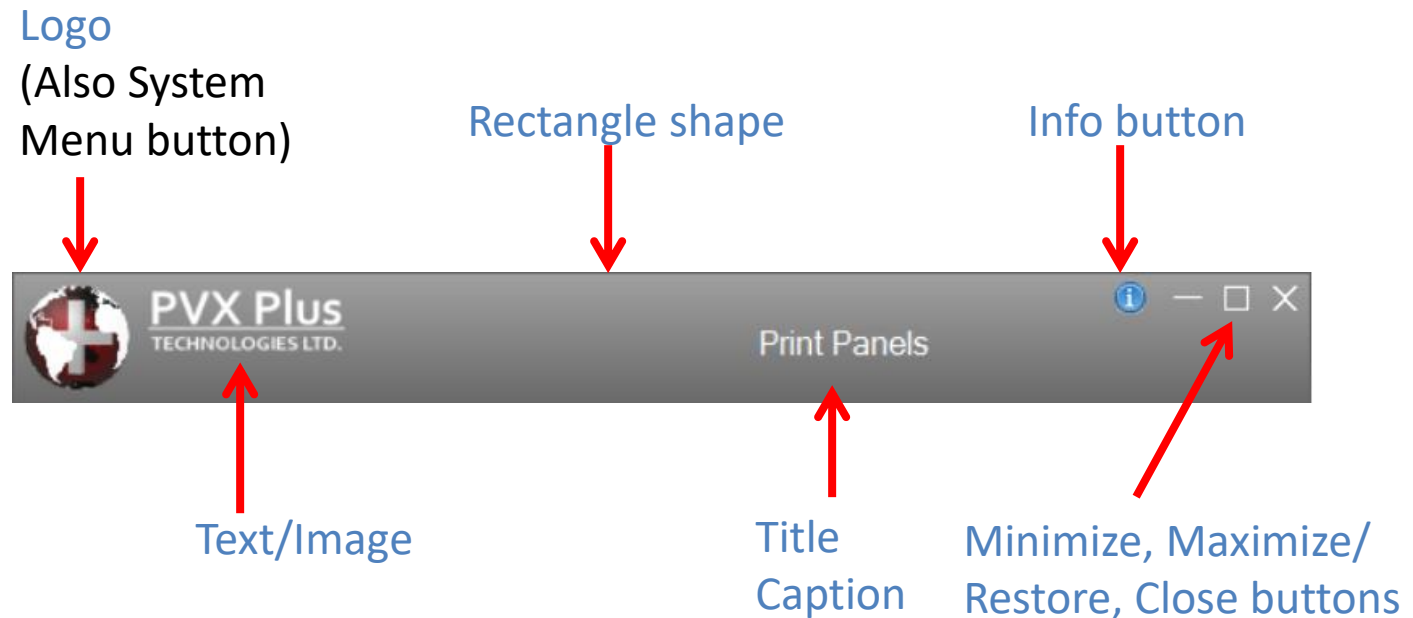


# Custom Title Bars Setup

- Custom title bars will **not** be displayed when:
  - Defined as widget
  - *Auto-scroll resizing* set
  - Concurrent windows
  - Not wide enough to display the custom title bar
  - Windows OS dialogs (Get file, Printer select, ...)
  - Non-NOMADS windows
- Windows title bar will be displayed instead

# Creating a Custom Title Bar

- Create the title bar as you would a dialog or embedded panel



- Stretches to match panel width

# Creating a Custom Title Bar

## Required Control Names

Control Name	Control Type	On Change Logic Perform <i>*plus/winutl/control.lgc</i>	Description
Px_TitleBar_Caption	Fonted Text	N/A	Automatically sets and updates the panel caption using the panel title
Px_TitleBar_Close	Button	Close_Panel	Panel Close button
Px_TitleBar_Max	Button	Maximize_Restore_Panel	Maximize/Restore button. Unlike the standard Windows button that changes images based on the window state, this button supports only one image
Px_TitleBar_Min	Button	Minimize_Panel	Panel Minimize button
Px_TitleBar_SysMenu	Button	System_Menu	System Menu button. The system menu consists of the <i>Restore/Move/Size/Minimize/Maximize/Close</i> options that are usually associated with the Application icon in the upper left corner of the standard Windows title bar



# Additional Resources

The help link(s) below refer to the current on-line help pages. The functionality may have been further updated since the PxPlus 2018 (version 15) release.

- [Creating a custom title bar](#)
- [Using library defaults](#)
- [Using panel headers](#)