

NOMADS Designer and IDE Enhancements

PxPlus 2019 (v16)

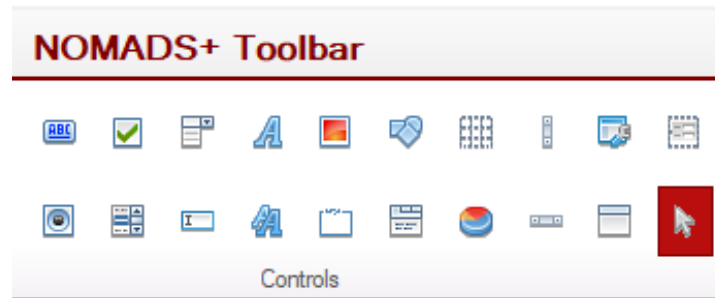
Pointer Tool on NOMADS+ Toolbar

NOMADS Designer & IDE

Pointer Tool
in Property
Sheets



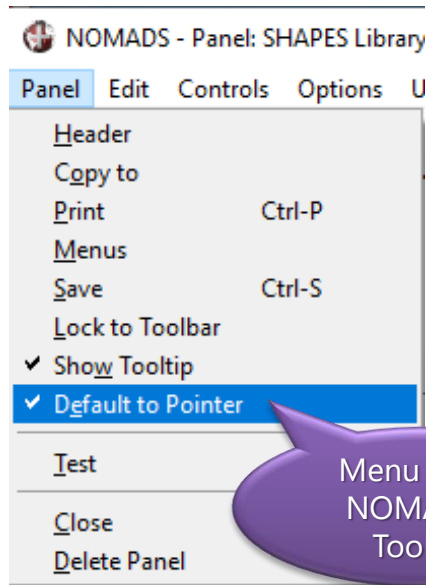
- Pointer Tool added to NOMADS+ Toolbar
- Previously existed in Property Sheets but not Folder Style or NOMADS+
- Used to select a single control or draw a selection box around multiple controls



New Pointer
Tool for
NOMADS+

Pointer Tool as Default Control

NOMADS Designer & IDE

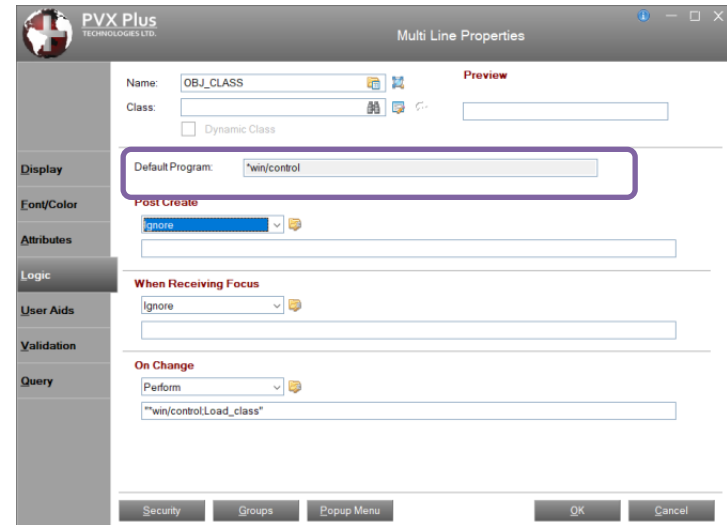
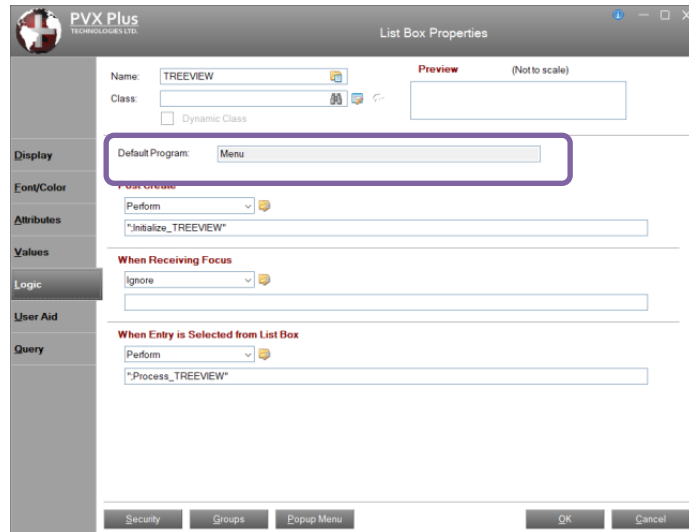


- Setting Default NOMADS+ Control
 - Pointer Tool is the default control type when using Property Sheets
 - Ability to set the new Pointer Tool as the default control when entering NOMADS+ (rather than Button)
 - Persists for future NOMADS+ design sessions

Default Program on Logic Tab

NOMADS Designer & IDE

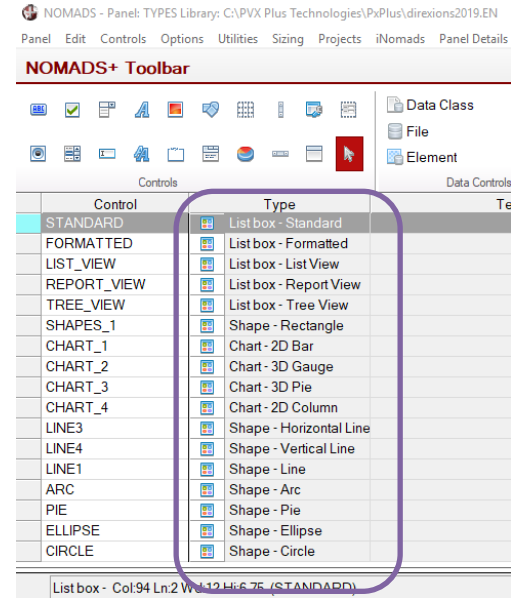
- Added **Default Program** on Logic Tab (NOMADS+ and Folder Style)
 - The default program defined on the header of the panel now displays (disabled) on the **Logic Tab** for all other control types



More Information in NOMADS+ Toolbar

NOMADS Designer & IDE

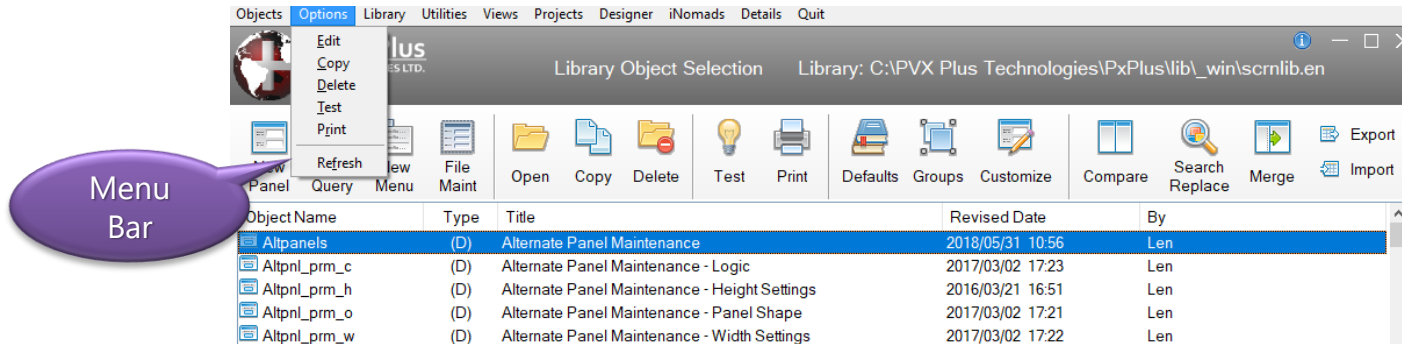
- More information displayed for certain control types:
 - Listboxes
 - Standard, Formatted, List View, Report View, Tree View
 - Charts
 - 2D, 3D
 - Bar, Pie, Gauge, Column, *etc.*
 - Shapes
 - Rectangle, Arc, Circle, Ellipse, Pie, Line, Vertical Line, Horizontal Line, Radius Arc, Radius Circle, Poly Line, Polygon



Refresh of Library Object Selection Dialog

NOMADS Designer & IDE

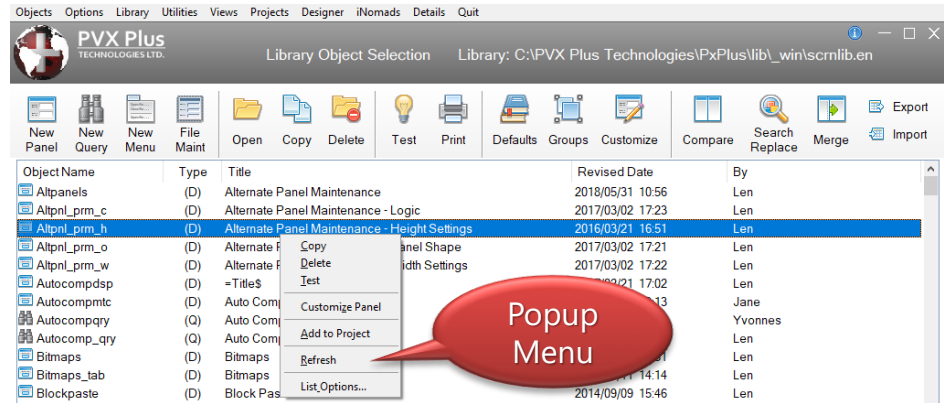
- Added ability to Refresh the main list box on the Library Object Selection Dialog
- Available from the **Menu Bar**



Refresh of Library Object Selection Dialog

NOMADS Designer & IDE

- Available also from the **Popup Menu** of the Listbox
- Added to all three possible views
 - Toolbar View (default)
 - Button View
 - Menubar View

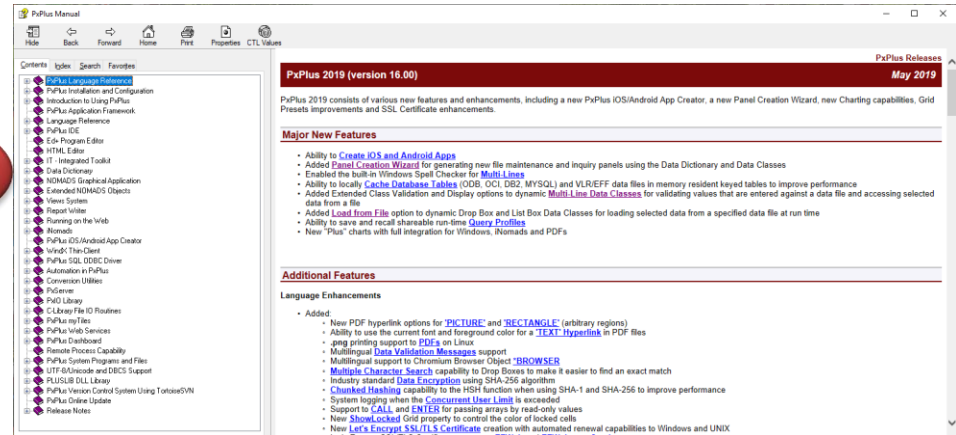
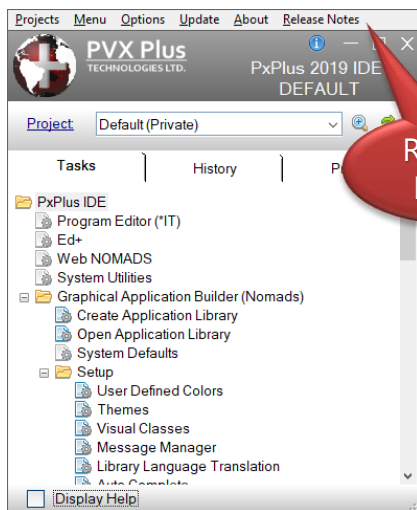


- Listbox is repopulated in original sort sequence by **Object Name**

Release Notes on IDE Menu Bar

NOMADS Designer & IDE

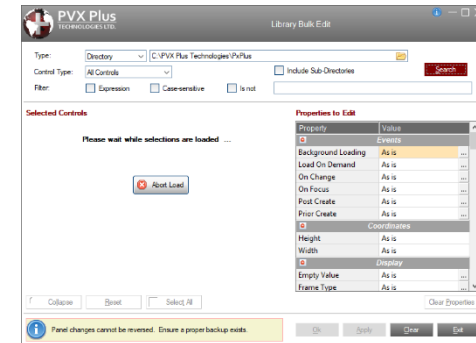
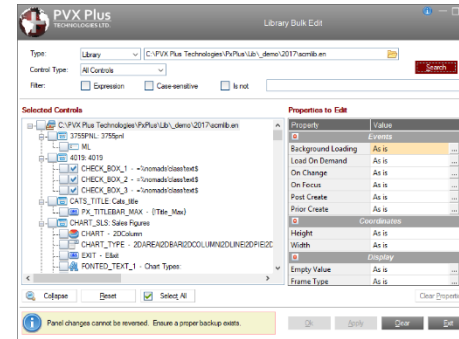
- Added Release Notes on IDE menu bar
- Quick access to the Release Notes (*from the PxPlus Help file*) that correspond with the current PxPlus installed version



Library Bulk Edit

NOMADS Designer & IDE

- Library Bulk Edit Utility
 - Introduced in PxPlus 2017 to allow bulk panel changes to be made over entire screen libraries or directories
 - Abort Load button added in PxPlus 2018.1
- PxPlus 2019
 - Dirty record checking
 - Data Classes

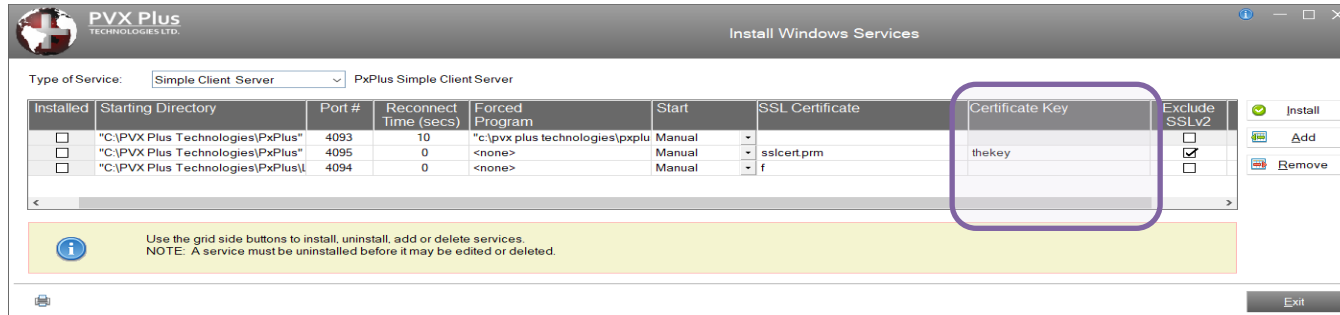


More details at
[Simplify Coding using Enhanced Data Classes PDF](#)

Install Windows Services Utility

NOMADS Designer & IDE

- Install Windows Services
 - Accessible from the IDE/Installation and Setup menu option
 - Added new columns when installing [EZWeb Server](#) or [Simple Client Server](#) to correspond with new security options



More details at the
[Data Protection & Using
a Relational Database
PDF](#)

Additional Resources

The help link(s) below refer to the current on-line help pages. The functionality may have been further updated since the PxPlus 2019 (version 16) release.

- [Using NOMADS+ Toolbar](#)
- [Panel Header – Default Program](#)
- [Library Object Selection - Console and Object List](#)
- [IDE Main Launcher](#)
- [Library Bulk Edit and Search Utility](#)
- [Windows Services](#)