

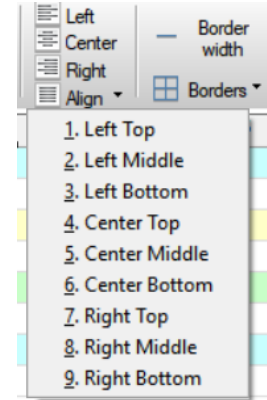
# Report Writer Enhancements

PxPlus 2019 (v16)

# Report Writer Font Alignment

## Report Writer

- Added **Vertical Font Alignment**
  - Left Top, Left Middle, Left Bottom
  - Center Top, Center Middle, Center Bottom
  - Right Top, Right Middle, Right Bottom
- On Toolbar, Format & Popup menus, Bulk Edit Cell Format
- Defaults remain Left Top for text and Right Top for numeric values



Before:

<i>Product Code</i>	<i>Description</i>	<i>Price</i>	<i>Std Cost</i>

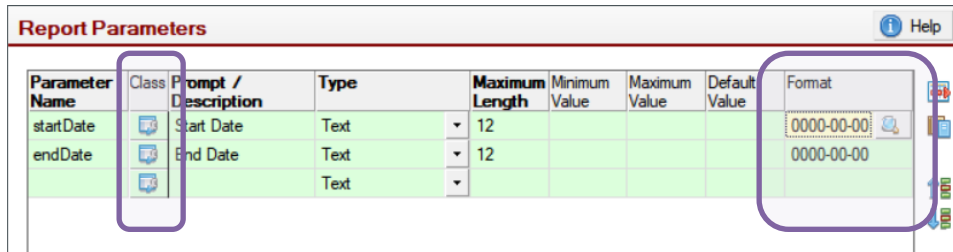
Now:

<i>Product Code</i>	<i>Description</i>	<i>Price</i>	<i>Std Cost</i>

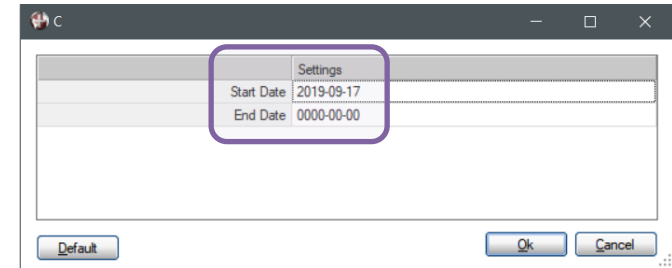
# Report Writer Parameters

## Report Writer

- Report Writer **Parameter Definition**
  - Added new parameter specifications used by the default parameter interface
    - Added **Format** column to specify an input format string for the parameter



Parameter Name	Class	Prompt / Description	Type	Maximum Length	Minimum Value	Maximum Value	Default Value	Format
startDate		Start Date	Text	12				0000-00-00
endDate		End Date	Text	12				0000-00-00
			Text					



Settings

Start Date 2019-09-17

End Date 0000-00-00

Default Ok Cancel

- Added ability to specify a **Data Class** to be applied in the parameter interface

Details about using Data Classes in Report Parameters will be shown in the **Simplify Coding using Enhanced Data Classes** PDF

# Additional Resources

The help link(s) below refer to the current on-line help pages. The functionality may have been further updated since the PxPlus 2019 (version 16) release.

- [Report Writer](#)
- [Text Alignment](#)
- [Report Parameters](#)