



UPDATED CONTROL PROPERTIES

DireXions 2024

PROPERTIES

- Properties for control objects can be changed dynamically using a control's assigned CTL value (Check Boxes, Grids, etc.)

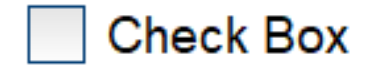
- **Example**




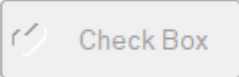
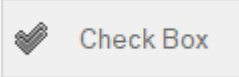
InvoiceGridctl'LockBackColor\$="Gray"

PaymentDBctl'FrameColor\$="#DC143C"

CHECK BOX IMPROVEMENTS

New Check Box Properties




Property	Description	Example
'CbFrameColor\$	Color of the Check Box frame for standard Check Box	 Check Box
'CbHoverColor\$	Color of the hover rectangle for standard Check Box	 Check Box
'CbMarkColor\$	Color of the check mark for standard Check Box	 Check Box
'GrayDisabledBmp	Disabled color when a bitmap exists - shadow, gray scale	 Check Box  Check Box

RADIO BUTTON IMPROVEMENTS







Radio Button

Property	Description	Example
'RbFrameColor\$	Color of the standard Radio Button frame	<input type="radio"/> Radio Button
'RbHoverColor\$	Color of the hover circle for standard Radio Button	<input type="radio"/> Radio Button
'RbMarkColor\$	Color of the circle for standard Radio Button	<input checked="" type="radio"/> Radio Button
'GrayDisabledBmp	Disabled color when a bitmap exists - shadow, gray scale	<input type="radio"/> Radio Button <input type="radio"/> Radio Button

BUTTON IMPROVEMENTS

Property	Description	Example
'GrayDisabledBmp	Disabled color when a bitmap exists - shadow, gray scale	

DROP BOX IMPROVEMENTS

Property	Description	Example
'ButtonBackColor\$	Background color of the Drop Box button	
'ButtonTickColor\$	Color of the down arrow/tick	
'FrameColor\$	Color of the frame/border	
'ButtonHoverBackColor\$	Background hover color of a Drop Box button	
'ButtonHoverTickColor\$	Hover color of the down arrow/tick	
'ButtonDisableBackColor\$	Background disabled color of a Drop Box	

GRID IMPROVEMENTS

New Grid Properties

	ID	Name	City	Sales
1	435	John Doe	Toronto	791.22
2	196	Nancy Jones	New York	869.23
3	688	Steve Smith	Paris	47.90
4				

Property	Description	Example																									
'HdrHeight	Header Height in pixels 0 - No header -1 - Restores to default	<table border="1"> <thead> <tr> <th></th> <th>ID</th> <th>Name</th> <th>City</th> <th>Sales</th> </tr> </thead> <tbody> <tr> <td>1</td> <td>435</td> <td>John Doe</td> <td>Toronto</td> <td>791.22</td> </tr> <tr> <td>2</td> <td>196</td> <td>Nancy Jones</td> <td>New York</td> <td>869.23</td> </tr> <tr> <td>3</td> <td>688</td> <td>Steve Smith</td> <td>Paris</td> <td>47.90</td> </tr> <tr> <td>4</td> <td></td> <td></td> <td></td> <td></td> </tr> </tbody> </table>		ID	Name	City	Sales	1	435	John Doe	Toronto	791.22	2	196	Nancy Jones	New York	869.23	3	688	Steve Smith	Paris	47.90	4				
	ID	Name	City	Sales																							
1	435	John Doe	Toronto	791.22																							
2	196	Nancy Jones	New York	869.23																							
3	688	Steve Smith	Paris	47.90																							
4																											
'LineColor\$	Grid Line colors	<table border="1"> <thead> <tr> <th></th> <th>ID</th> <th>Name</th> <th>City</th> <th>Sales</th> </tr> </thead> <tbody> <tr> <td>1</td> <td>435</td> <td>John Doe</td> <td>Toronto</td> <td>791.22</td> </tr> <tr> <td>2</td> <td>196</td> <td>Nancy Jones</td> <td>New York</td> <td>869.23</td> </tr> <tr> <td>3</td> <td>688</td> <td>Steve Smith</td> <td>Paris</td> <td>47.90</td> </tr> <tr> <td>4</td> <td></td> <td></td> <td></td> <td></td> </tr> </tbody> </table>		ID	Name	City	Sales	1	435	John Doe	Toronto	791.22	2	196	Nancy Jones	New York	869.23	3	688	Steve Smith	Paris	47.90	4				
	ID	Name	City	Sales																							
1	435	John Doe	Toronto	791.22																							
2	196	Nancy Jones	New York	869.23																							
3	688	Steve Smith	Paris	47.90																							
4																											
'SuppressHdr	Suppression of headers 0 - Headers not suppressed 1 - Row Header suppressed (left side) 2 - Column Header suppressed (top) 3 - Both Headers suppressed	<table border="1"> <thead> <tr> <th>ID</th> <th>Name</th> <th>City</th> <th>Sales</th> </tr> </thead> <tbody> <tr> <td>435</td> <td>John Doe</td> <td>Toronto</td> <td>791.22</td> </tr> <tr> <td>196</td> <td>Nancy Jones</td> <td>New York</td> <td>869.23</td> </tr> <tr> <td>688</td> <td>Steve Smith</td> <td>Paris</td> <td>47.90</td> </tr> <tr> <td></td> <td></td> <td></td> <td></td> </tr> </tbody> </table>	ID	Name	City	Sales	435	John Doe	Toronto	791.22	196	Nancy Jones	New York	869.23	688	Steve Smith	Paris	47.90									
ID	Name	City	Sales																								
435	John Doe	Toronto	791.22																								
196	Nancy Jones	New York	869.23																								
688	Steve Smith	Paris	47.90																								

GRID IMPROVEMENTS

New Grid Properties

	ID	Name	City	Sales
1	435	John Doe	Toronto	791.22
2	196	Nancy Jones	New York	869.23
3	688	Steve Smith	Paris	47.90
4				

Property	Description	Example																									
'CurrentCellColor\$	Text color of current cell	<table border="1"><thead><tr><th></th><th>ID</th><th>Name</th><th>City</th><th>Sales</th></tr></thead><tbody><tr><td>1</td><td>435</td><td>John Doe</td><td>Toronto</td><td>791.22</td></tr><tr><td>2</td><td>196</td><td>Nancy Jones</td><td>New York</td><td>869.23</td></tr><tr><td>3</td><td>688</td><td>Steve Smith</td><td>Paris</td><td>47.90</td></tr><tr><td>4</td><td></td><td></td><td></td><td></td></tr></tbody></table>		ID	Name	City	Sales	1	435	John Doe	Toronto	791.22	2	196	Nancy Jones	New York	869.23	3	688	Steve Smith	Paris	47.90	4				
	ID	Name	City	Sales																							
1	435	John Doe	Toronto	791.22																							
2	196	Nancy Jones	New York	869.23																							
3	688	Steve Smith	Paris	47.90																							
4																											
'LockBackColor\$	Background color when the Grid cell is locked	<table border="1"><thead><tr><th></th><th>ID</th><th>Name</th><th>City</th><th>Sales</th></tr></thead><tbody><tr><td>1</td><td>435</td><td>John Doe</td><td>Toronto</td><td>791.22</td></tr><tr><td>2</td><td>196</td><td>Nancy Jones</td><td>New York</td><td>869.23</td></tr><tr><td>3</td><td>688</td><td>Steve Smith</td><td>Paris</td><td>47.90</td></tr><tr><td>4</td><td></td><td></td><td></td><td></td></tr></tbody></table>		ID	Name	City	Sales	1	435	John Doe	Toronto	791.22	2	196	Nancy Jones	New York	869.23	3	688	Steve Smith	Paris	47.90	4				
	ID	Name	City	Sales																							
1	435	John Doe	Toronto	791.22																							
2	196	Nancy Jones	New York	869.23																							
3	688	Steve Smith	Paris	47.90																							
4																											
'LockTextColor\$	Foreground text color when the Grid cell is locked	<table border="1"><thead><tr><th></th><th>ID</th><th>Name</th><th>City</th><th>Sales</th></tr></thead><tbody><tr><td>1</td><td>435</td><td>John Doe</td><td>Toronto</td><td>791.22</td></tr><tr><td>2</td><td>196</td><td>Nancy Jones</td><td>New York</td><td>869.23</td></tr><tr><td>3</td><td>688</td><td>Steve Smith</td><td>Paris</td><td>47.90</td></tr><tr><td>4</td><td></td><td></td><td></td><td></td></tr></tbody></table>		ID	Name	City	Sales	1	435	John Doe	Toronto	791.22	2	196	Nancy Jones	New York	869.23	3	688	Steve Smith	Paris	47.90	4				
	ID	Name	City	Sales																							
1	435	John Doe	Toronto	791.22																							
2	196	Nancy Jones	New York	869.23																							
3	688	Steve Smith	Paris	47.90																							
4																											

GRID IMPROVEMENTS

New Grid Properties

	ID	Name	City	Sales
1	435	John Doe	Toronto	791.22
2	196	Nancy Jones	New York	869.23
3	688	Steve Smith	Paris	47.90
4				

Property	Description	Example																									
'RowHeaderBackColor\$	Background color for row column (left)	<table border="1"><thead><tr><th></th><th>ID</th><th>Name</th><th>City</th><th>Sales</th></tr></thead><tbody><tr><td>1</td><td>435</td><td>John Doe</td><td>Toronto</td><td>791.22</td></tr><tr><td>2</td><td>196</td><td>Nancy Jones</td><td>New York</td><td>869.23</td></tr><tr><td>3</td><td>688</td><td>Steve Smith</td><td>Paris</td><td>47.90</td></tr><tr><td>4</td><td></td><td></td><td></td><td></td></tr></tbody></table>		ID	Name	City	Sales	1	435	John Doe	Toronto	791.22	2	196	Nancy Jones	New York	869.23	3	688	Steve Smith	Paris	47.90	4				
	ID	Name	City	Sales																							
1	435	John Doe	Toronto	791.22																							
2	196	Nancy Jones	New York	869.23																							
3	688	Steve Smith	Paris	47.90																							
4																											
'RowHeaderTextColor\$	Text color for row column (left)	<table border="1"><thead><tr><th></th><th>ID</th><th>Name</th><th>City</th><th>Sales</th></tr></thead><tbody><tr><td>1</td><td>435</td><td>John Doe</td><td>Toronto</td><td>791.22</td></tr><tr><td>2</td><td>196</td><td>Nancy Jones</td><td>New York</td><td>869.23</td></tr><tr><td>3</td><td>688</td><td>Steve Smith</td><td>Paris</td><td>47.90</td></tr><tr><td>4</td><td></td><td></td><td></td><td></td></tr></tbody></table>		ID	Name	City	Sales	1	435	John Doe	Toronto	791.22	2	196	Nancy Jones	New York	869.23	3	688	Steve Smith	Paris	47.90	4				
	ID	Name	City	Sales																							
1	435	John Doe	Toronto	791.22																							
2	196	Nancy Jones	New York	869.23																							
3	688	Steve Smith	Paris	47.90																							
4																											
'ForegroundButtonColor\$	Foreground text color for system-generated buttons																										

GRID IMPROVEMENTS

Property	Description
'CellsNumeric	Forces cell to only accept numeric data
'CellBlankWhenZero	Display null when value is zero
'MaxListItems	Number of lines in a drop list in Grid controls
'ButtonColor\$	Background color for system-generated buttons, Drop Box and Query buttons
'SkipLockedCells	<p>Skip over locked cells horizontally or vertically using arrow buttons</p> <p>0 - Do not skip over locked cells</p> <p>1 - Skip over locked cells when advancing <i>horizontally</i> (Left/Right arrow) (Default)</p> <p>2 - Skip over locked cells when advancing <i>vertically</i> (Up/Down arrow)</p> <p>3 - Skip over locked cells both <i>vertically</i> and <i>horizontally</i></p>
'HideButtons	Hide query buttons or drop box icons if there is a bitmap
'PasteFilter	Strip leading/trailing non-printing characters from data copied/pasted; i.e. line feeds, tabs

MULTI-LINE IMPROVEMENTS

Property	Description	Example
'OnDoubleClick	Generates CTL event when double clicked	
'PasteFilter	Strip leading/trailing non-printing characters from data copied/pasted. i.e. line feeds, tabs	
'Password	Password masked data	
'LockBackColor\$	Background color when locked	Multi line
'LockTextColor\$	Foreground text color when locked	Multi line
'FrameColor\$	Color of the frame/border	Multi line
Support for 'DisableBackColor\$, 'DisableTextColor\$ and 'TextColor\$ properties added to Rich Text controls		

LIST BOX IMPROVEMENTS

Property	Description
'HdrHeight	Header Height in pixels 0 - No header -1 - Restores the height to its default size
'LineColor\$	Grid line colors
'FrameColor\$	Color of the frame/border
Added "I" option to the 'FindOptions\$ property to include a bitmap name when searching in a Report View List Box	